



SUPER GROUP OF INDUSTRIES

FUTURISTIC EXTERIORS



ELAMIEX

INSPIRED BY NATURE DRIVEN BY QUALITY

Exterior Grade of
High Pressure Laminates by
Super Hylam[®]
Driven by Quality



LAMINATES FOR BETTER LIVING



Benchmark in

Creativity

It all starts with an idea. wherever your imagination takes, The Lamiex range of exterior decors from superhylam open up new opportunities for your building design giving it a new character.



33 FABULOUS DECOR



10 YEARS WARRANTY*



≡ LAMIEX™

INSPIRED BY NATURE DRIVEN BY QUALITY

Brand's success rarely comes from the idea, it comes from the founding team's never-say-die attitude and relentless execution. The foundation of Super Hylam is its strong vision and efforts of its team members backed by founders who are motivated self-starters having years of experience in lifestyle surface decor industry.

Super Hylam pvt ltd is proud to introduce LAMIEX, our new brand of exterior grade laminates, The three bars from the symbol are indicative of our phenomenal product. The first bar is representative of our product's superior quality and state-of-the art technology used in crafting our products. The second bar stands for the exceptional designs that our products illustrate. And the third bar is symbolic of the unmatched satisfaction that is bestowed upon our customers.



FOR LOVERS OF THE GOOD LIFE

Super Hylam Private Limited is an ISO 9001:2008 quality management, ISO 14001:2004 environment management, ISO 18001:2007 Health and Safety Management Certified Company. It was started in 1994. Super Hylam is a young, dynamic and fast growing high pressure laminates manufacturing company. It has carved a niche for itself in laminates brands in the country with quality second to none. Each Super Hylam products is certified with bureau of Indian standards- IS 2046:1995. Our laminates are manufactured at world class facility equipped with imported machinery and imported design papers made from highly stable and resistant pigments which gurantee longevity and ensure that the products looks great after years of wear and tear.

VAST, VAST RANGE!

There were days when solid-color shades across walls and ceilings were in vogue. There are days now when the globe is moving over to laminate wall claddings & panels. Add the flawless finish and extra allure to your interiors and exteriors with LAMIEX Wall Cladding Panels.

BRIGHT AND ELEGANT!

Our collection offers an array of solid shades and wooden pattern laminate wall panels to embellish your interior and exterior walls. They cast their spell via numerous designs, textures and colours. Beautiful stone or wood paneling are done on the walls and ceilings of your home's exteriors, they add brightness and elegance while imparting a cozy yet enthralling feel to your facade.

NEW GEN IN NATURE!

Enriched with light fastness property and made using next generation technology, they offer an extensive array of highly durable wall panels to enhance your interiors and exteriors. Our products are shaped using high-quality thermosetting resins and films that provide an edge. These traits make our panels resistant to fire, scratching, and corrosion.

USHER IN A NEW ERA!

Our assortment of Wall Cladding Panels leaves you 'spoilt for choice' when seeking the best decorative wall panels designs for your home and life. Yes, it's time to usher in a new era in your home with LAMIEX Exterior Grade Wall Cladding Panels.

INDEX

02



**PRODUCT
DESCRIPTION**

07



**NATURE'S WOOD
COLLECTION**

25



**MARVELOUS
MARBLE**

29



**GLAMOROUS
METALLICS**

31



**PRISM OF
SOLID COLORS**

33



**TECHNICAL
DATA SHEET**



Introducing LAMIEX

Our most iconic range of exterior grade laminates yet. By combining the visual beauty of natural materials with a highly engineered development process, we have created an elegant, high performance surface that will stand up to whatever life may throw at it. Classic bold designs incorporate marble veining, Wood patterns in a color palette of sophisticated neutrals. Lamiex gives you the scope to create the facade you've always dreamed of.

Inspiration and style

Super Hylam's Lamiex transform your Facade into the chic, modern living space you've always desired. With the solid grace of a natural surface, design features can be cut and shaped with a clean finish, creating a character of the Building

Contemporary slim-line design & Making it personal

With a solid color core and waterproof structure, Create a cascading waterfall effect island as a design statement, incorporating beautiful clean lines for effortless design, resulting in a bold focal point in your Building.

Beautiful look and complementary feel

Pulling inspiration from an array of natural materials, decors have been selected by our global design team, marrying perfectly to the pure and simple style palette of the Lamiex surface design. The result is a beautiful effect, giving you the option to go minimalistic or opt for bold touches of your own Exterior finesse.

Timeless colour and design palette

Our combination of Wood, marble and Metal effect surfaces paired with prism of solid colors for an unassuming style. From fine grains to sophisticated marble veining, a choice of decors inspired by natural materials from around the world are available in the range.




Super Hylam exterior grade Laminates are self supporting highly durable homogenous panels, manufacturing using thermosetting resins under high temperature & pressure as such, Super Hylam exterior grade Laminates are strong, versatile and moisture resistant thus ideal for exterior as well as interior applications such as: exterior wall cladding, partition walls, cubicles etc.




Brown core



Black core



4, 6, 8, 10 MM



— POWER OF —
LAMIEX



UV & HEAT
RESISTANT



CHEMICAL
RESISTANT



ANTI
BACTERIAL



ABRASION
RESISTANT



WATER
RESISTANT



IMPACT
RESISTANT



DIMENSIONAL
STABILITY



EASY TO
INSTALL



EASY TO
CLEAN





NATURE'S

WOODS



TURKEY WALNUT

SH 1166 SD

Turkey Walnut is rich in detail and extremely bold. The decor's unmistakable look is achieved through the use of distinct planks and contrasting textures. This decor is a real eye-catcher and looks very exciting and modern thanks to the intense combination of colors.





MILANO OAK



SH 1167 SD

With its appearance reminiscent of wide solid-wood planks, is both clearly structured and dynamic at the same time. Its rough, rustic structures, resulting particularly from its distinctive cracks and knots, are what make this furniture decor so special.




CANADIAN OAK



SH 1168 SD

Sheer rusticality distinguishes this decor. Pronounced signs of sawing and a sun-bleached, cracked and weathered look contribute to the lively and natural effect.



BLUFF CHERRY



SH 1169 SD

Large cross rays and clearly delineated planking determine the character of this cherrywood decor. Fine flecks are included in the predominately straight grain material.



RUSTIC WOOD



SH 1037 SD

Dark heart wood streaks set this decor apart from other designs. Features include small knots & slight cracks, despite its rustic look this wood grain has a very fine texture and small pores.



MADAGASCAR



SH 1050 SD

This decor has a generously sized figuring. Its outstanding feature is dark balanced colouration.

Nature's Touch




TROPICAL PINE



SH 1051 SD

This wood grain is new interpretation of classic Wood Grain. The knots are lively in nature.





ROYAL ROSE



SH 1062 SD

This Decor is similar to Royal Walnut decor, the only difference is of the color which belongs to red family.

ELAMIEX™
INSPIRED BY NATURE DRIVEN BY QUALITY

epic STYLES

styled to make your spaces gripping yet enthralling. They come with the revolutionary and unmatched new gen technology that make them fade resistant, weather-proof and fire-resistant, just ideal for exteriors and interiors.


ROYAL WALNUT



SH 1063 SD

It is a ribbon grained decor with details of small knots and the Striking Fibrous Character is typical of this wood.






CANYON WALNUT



SH 1064 SD

A European wood grain decor featuring steaks, subtle planking and striking details such as knots along with rich attractive coloration.



SEVILLE OLIVE



SH 1065 SD This decor comes with pronounced stripy grains offering strong contrast & strong impression of depth.




BAVERIAN OAK



SH 1066 SD The rustic structure is typical of this decor. Lots of small rifts, cracks and some light knots can be found.

ELAMIEX[™]
INSPIRED BY NATURE DRIVEN BY QUALITY




AMAZON WOOD



SH 1073 SD

This new decor is lively both in coloration and grains, featuring inclusion of soft looking grains as well as partial rays and attractive color treatment




COUNTRY WOOD



SH 1072 SD

This Exotic decor has a rich rustic texture appearance, it lends a vintage touch to straight fibrous structure.





IMPERIAL ZIRCOTE



SH 1074 SD

Zircote has a very unique appearance, which is sometimes referred to as "spider-webbing" or "landscape" grain figure. The grain is straight to slightly inter locked with a medium to fine texture and a beautiful nature luster.



SANDAL WOOD

SH 1087 SD

It belongs to family of exotic woods, it's typical irregular streaks is extremely decorative, complimented by fine background and attractive play of colors.



S
M
A
R
B
L
E
S
marbles



ICONIC WONDERS

These are true symbols of the daring. Their captivating aesthetics, myriad colours, patterns and depths make them aspirational pieces for lovers of the good life.

LEVANTO



SH 1170 SD



IMPERIAL GREY

SH 1140 SD



Authentic Beauty of White

This unusual marble-inspired decor offers lively and contrast-rich veining for an impression of elegance and depth. The interplay of arresting lines and structures and the subtle gradations of background colour add up to an interesting effect.



SH 1022 SD

BRONZITE



SH 1139 SD



NERO SAINT LAURENT



SH 1171 SD



Glamorous
Metallics



SILVER METALLIC

SH 1011 SD



COFFEE METALLIC

SH 1008 M SD



BLACK METALLIC

SH 1012 SD



BEIGE GLITTER

SH 1010 GT SD



BLACK GLITTER

SH 1009 GT SD





WHITE



SH 1001 SD

Add a touch of timeless elegance to your facade with our range of cool whites featuring a variety of natural and engineered designs. Versatile and universally popular, white suits all taste and future-proofs your building for years to come. This palette also features satin finishes for a low reflective look that is subtle but sophisticated.




FROSTY WHITE



SH 1002 SD

SHADES OF GREY



SH 1004 SD




GREY



SH 1173 SD



ANCHOR GREY




SH 1071 SD



DIOR GREY

COLORS OF
magia



Distinctive at first glance – and at any further one. Give your building deeply felt passion.



BEIGE

SH 1174 SD



RED WINE

SH 1175 SD

EXTERIOR GRADE COMPACT LAMINATE			
Sl. No.	Properties	As per EN 438-part 6	VALUES
1	Thickness mm (max.) $500 \leq t < 8.00$ mm	6.00 ± 0.40 mm	6.05 mm
2	Length mm	mm	2445.00 mm
3	Width mm	mm	1225.00 mm
4	Edge Straightness mm (max.)	1.50 mm / m	0.90 mm / m
5	Edge Straightness mm (max.)	1.50 mm / m	0.80 mm / m
6	Flatness mm (max.)		
	$2.00 \leq t < 6.00$ mm	8.00 mm / m	4.00 mm / m
	$6.00 \leq t < 10.00$ mm	5.00 mm / m	2.50 mm / m
	$t \geq 10.00$ mm	3.00 mm / m	1.30 mm / m
7	Flexural Modulus (min.)	9000 Mpa.	13966 Mpa.
8	Flexural Strength (min.)	1.50 mm / m	114 Mpa.
9	Tensile Strength (min.)	1.50 mm / m	66 Mpa.
10	Density, gm. / cm ³ (min.)	1.50 mm / m	1.45 gm. / cm ³
11	Resistance to wet conditions		
	a) Mass increase % (max.)		
	$2.00 \leq t < 5.00$ mm (t = nominal thickness)	10%	5.5%
	$t \geq 5.00$ mm.	8%	4%
	b) Appearance not worse than	Rating 4	Rating 5
12	Resistance to wet conditions at elevated temperature,		
	a) Mass increase % (max.) (nominal thickness)		
	$2.00 \leq t < 5.00$ mm (t = nominal thickness)	10%	5.5%
	$t \geq 5.00$ mm.	8%	4%
	b) Appearance not worse than	Rating 4	Rating 5
13	Dimensional stability at elevated temperature,		
	a) Longitudinal % (max.)	0.30%	0.20%
	b) Transverse % (max.) (t = nominal thickness)	0.60%	0.40%
13	Resistance to artificial weathering (Including Light fastness)	After 650 MJ / m ² radiant exposure (3000 hrs)	3000 hrs passes
	a) Gray scale rating (not worse than)	Rating 3	Rating 4
	b) Appearance (min.)	Rating 4	Rating 4
14	Resistance to UV light	After 1600 hrs Exposure	1600 hrs passes
	a) Gray scale rating (not worse than)	Rating 3	Rating 4
	b) Appearance (min.)	Rating 4	Rating 4
15	Spread of flame	Class I	Class 1
<p>Disclaimer: This product technical sheet gives technical information relevant to the performance of the product as tested by the company. The company reserves the right to change Product composition & characteristics at any time.</p>			
	a) Gray scale rating (not worse than)	Rating 3	Rating 4
	a) Gray scale rating (not worse than)	Rating 4	Rating 4
16	Resistance to light fastness	After 100 hrs Oxly test	1500 hrs passes
	a) Gray scale rating (not worse than)	Rating 3	Rating 4
	b) Appearance (min.)	Rating 4	Rating 4
17	Spread of flame	Class I	Class 1



This symbol represents light fastness upto 10 years*



This symbol represents light fastness upto 6 years*

Thickness Sample



ELAMIEX™
INSPIRED BY NATURE DRIVEN BY QUALITY



A quality product by

SUPER HYLAM PRIVATE LIMITED